

Some statistics from the NEA

Hans Henriksson, Akira Hasegawa

With contributions from
Manuel Bossant, Pierre Nagel and Nicolas Soppera

OECD/NEA Data Bank

Contents

- ✓ EXFOR compilations
- ✓ Overall NEA web retrievals
- ✓ JANIS retrievals
- ✓ Web retrievals of EXFOR, EVA and JANIS

EXFOR compilations

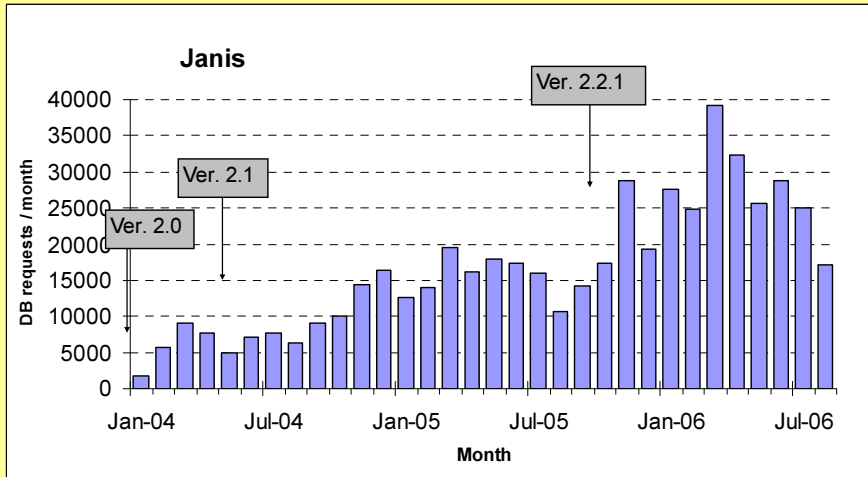
- ✓ 111 EXFOR entries on neutron data (area 2)
- ✓ 167 EXFOR charged particle entries (area O)
- ✓ A total 158 entries since last NRDC meeting:
 - ✓ Area 2: 63
 - ✓ Area O: 95
 - ✓ Totally about 900 subentries
 - ✓ Also, over 100 retransmissions

Overall NEA web retrievals

Statistics 2004-2005 of the NEA Data Bank

Service	2005	2004
Cinda	897	873
EVA searches	13 843	8 481
EXFOR searches	13 368	13 105
Janis	216 520	218 811
Web pages		
NDS	86 894	83 437
CPS	186 443	166 649
TDB	38 649	30 189
other DB	34 166	33 107

JANIS Database requests, 2004 - 2006

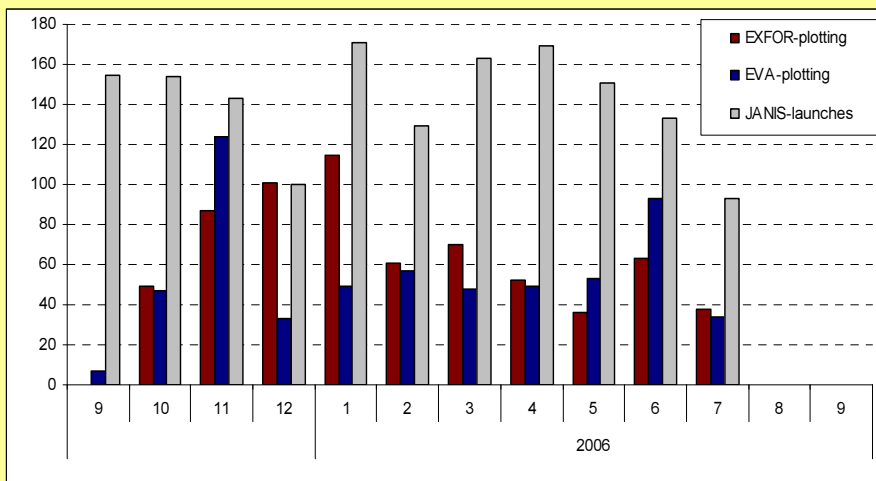


NRDC Sept 25-28, 2006

NEA/DB, A. Hasegawa, H. Henriksson

5

Statistics: Web usage of JANIS

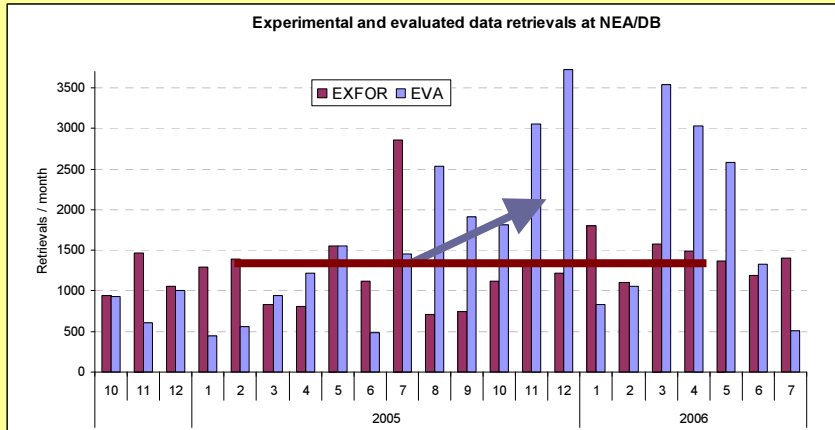


NRDC Sept 25-28, 2006

NEA/DB, A. Hasegawa, H. Henriksson

6

Statistics: EXFOR and EVA retrievals

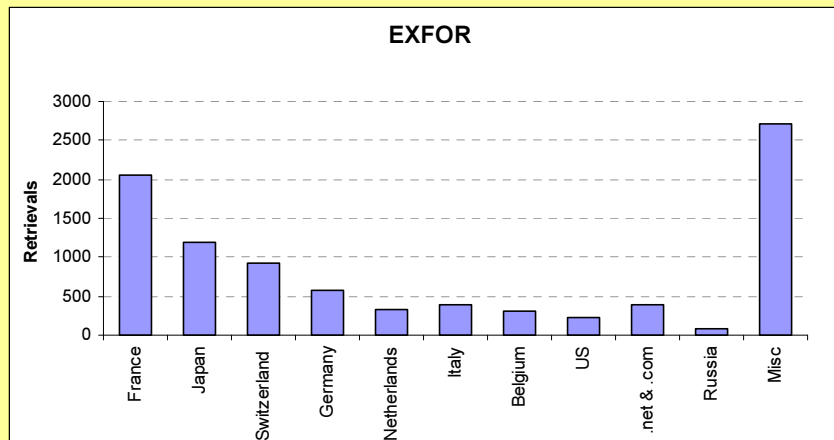


NRDC Sept 25-28, 2006

NEA/DB, A. Hasegawa, H. Henriksson

7

Statistics: EXFOR retrieval per country (spring 2006)

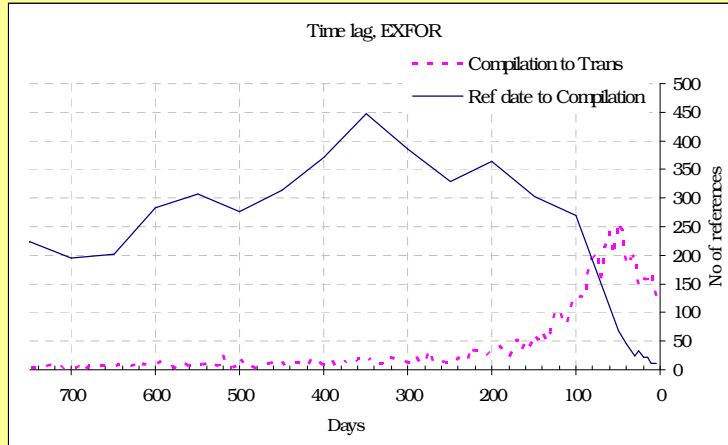


NRDC Sept 25-28, 2006

NEA/DB, A. Hasegawa, H. Henriksson

8

Statistics: Days between reference and compilation

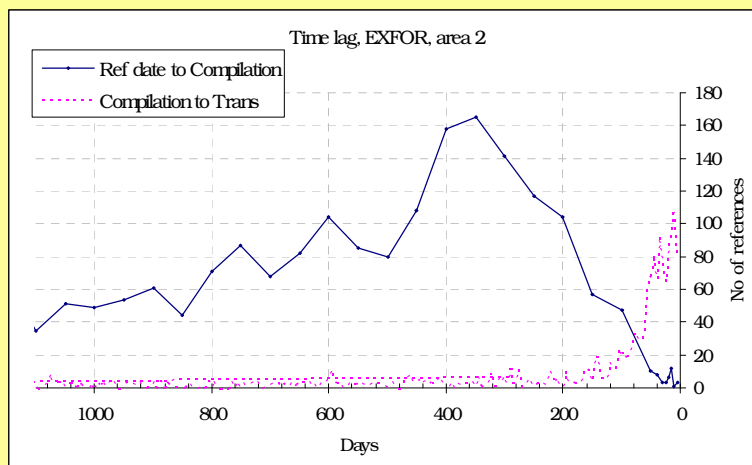


NRDC Sept 25-28, 2006

NEA/DB, A. Hasegawa, H. Henriksson

9

Statistics, area 2: Days between reference and compilation



NRDC Sept 25-28, 2006

NEA/DB, A. Hasegawa, H. Henriksson

10