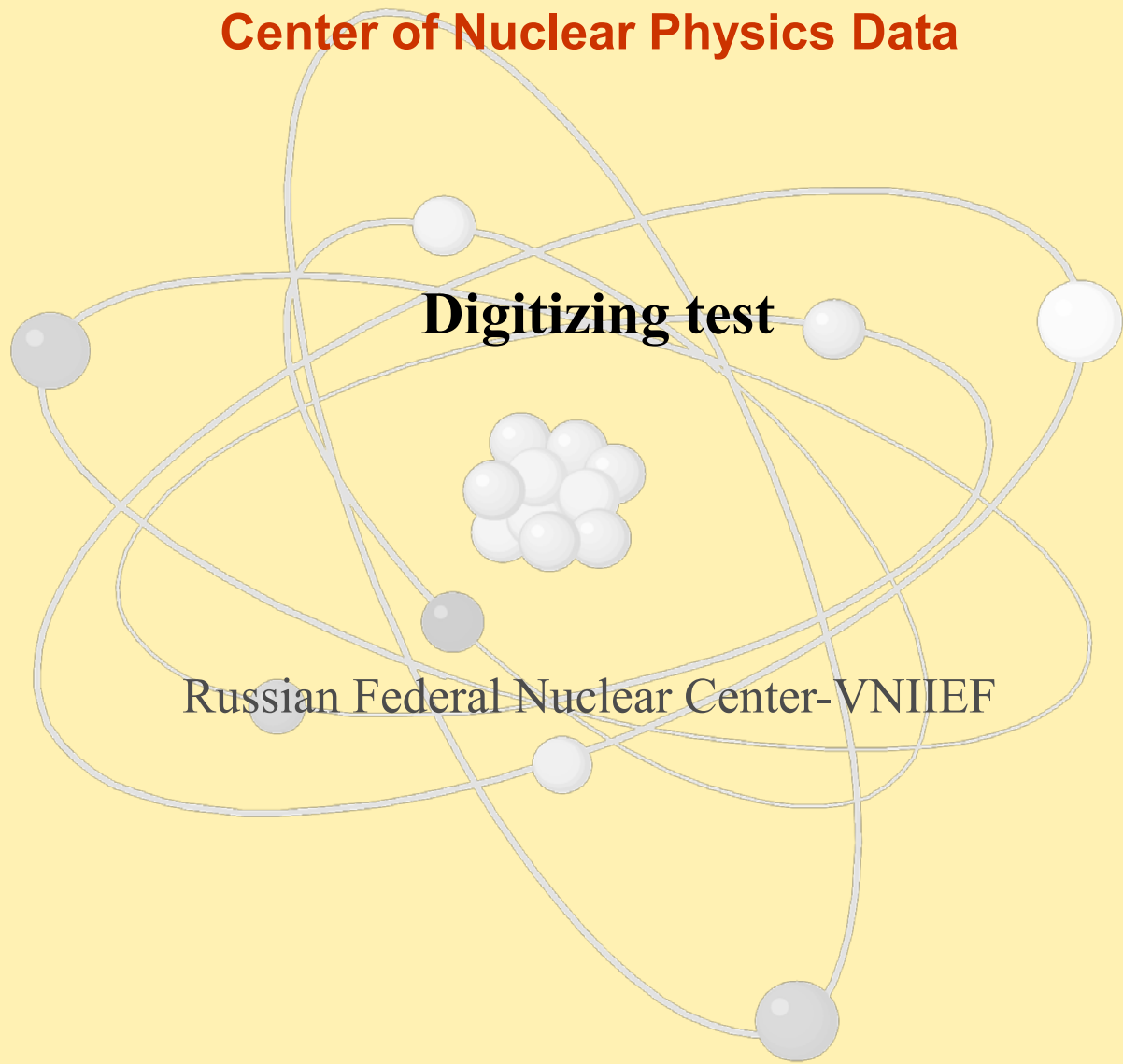


Center of Nuclear Physics Data

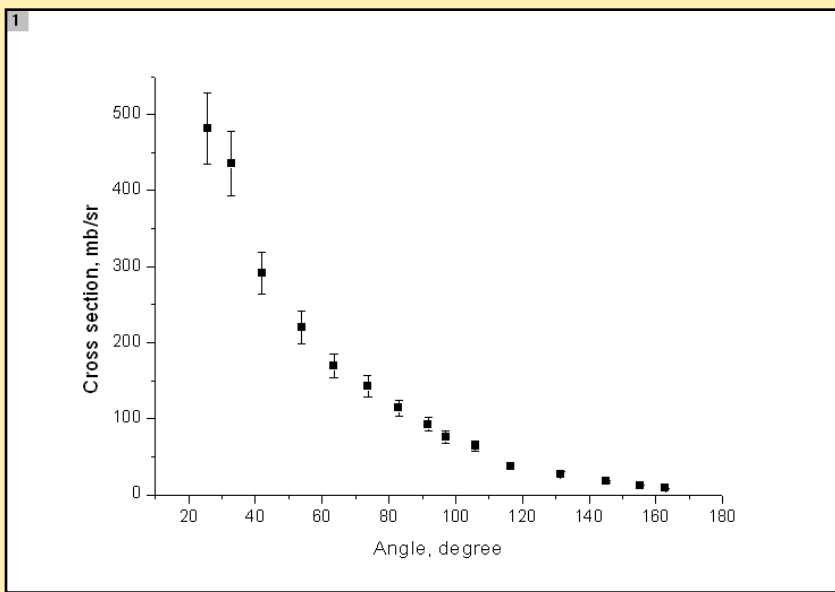


Russian Federal Nuclear Center-VNIIEF

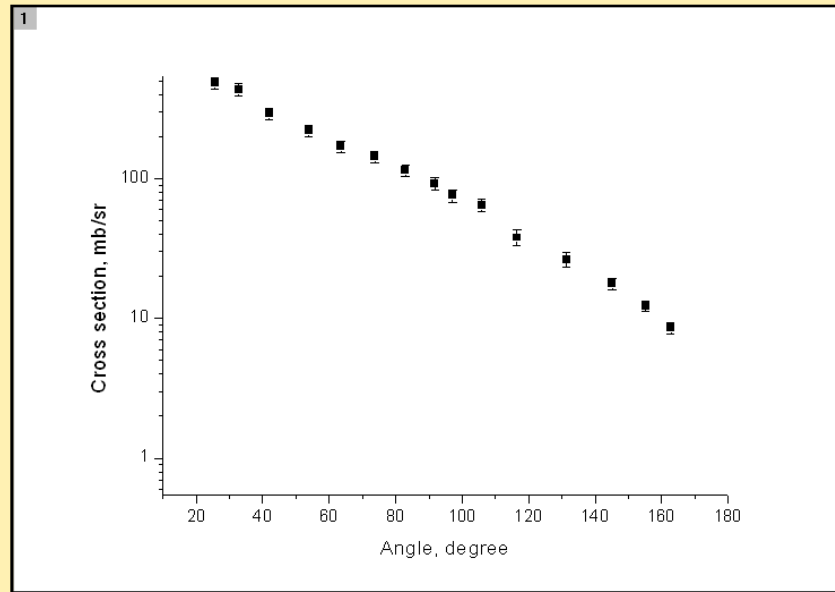
Angular distribution

N	θ, deg	σ, mb/sr	$\Delta\sigma$, mb/sr
1.	25.635	481.987	47.045
2.	32.693	435.369	42.371
3.	41.954	291.885	27.247
4.	53.864	220.468	21.697
5.	63.569	169.625	15.247
6.	73.715	142.827	13.798
7.	82.979	113.905	10.023
8.	91.802	92.419	8.922
9.	97.126	75.781	7.798
10.	105.92	64.533	6.798
11.	116.51	37.858	4.799
12.	131.51	26.508	3.247
13.	145.18	17.631	1.573
14.	155.33	12.305	1.023
15.	162.83	8.529	0.798

Linear scale



Logarithmic scale



OrigY	OrigDY	DigLinY	DigLogY	DigLinDY	DigLogDY	DevLin Y	DevLog Y	DevLin DY	DevLog DY
481.987	47.045	482.24	482.76	47.548	60.178	0.253	0.773	0.503	13.133
435.369	42.371	436.21	430.22	43.09	45.532	0.841	5.149	0.719	3.161
291.885	27.247	292.12	289.58	28.232	30.648	0.235	2.305	0.985	3.401
220.468	21.697	220.85	217.71	22.288	23.042	0.382	2.758	0.591	1.345
169.625	15.247	170.38	166.95	16.345	17.669	0.755	2.675	1.098	2.422
142.827	13.798	143.68	140.48	14.859	14.868	0.853	2.347	1.061	1.07
113.905	10.023	115.49	111.84	11.887	11.836	1.585	2.065	1.864	1.813
92.419	8.922	93.242	89.045	8.9152	9.4242	0.823	3.374	0.0068	0.5022
75.781	7.798	76.923	73.71	8.9152	9.0186	1.142	2.071	1.1172	1.2206
64.533	6.798	65.076	62.065	7.4294	6.5687	0.543	2.468	0.6314	0.2293
37.858	4.799	38.379	35.965	4.4576	4.4004	0.521	1.893	0.3414	0.3986
26.508	3.247	28.046	24.597	2.9717	3.0661	1.538	1.911	0.2753	0.1809
17.631	1.573	19.193	16.833	2.9717	1.7815	1.562	0.798	1.3987	0.2085
12.305	1.023	13.297	11.538	0.00156	1.027	0.992	0.767	1.02144	0.004
8.529	0.798	10.359	8.0679	1.4859	0.85387	1.83	0.4611	0.6879	0.05587
Mean						0.923667	2.121007	0.820076	1.942998

InpGraph

	Lin Y	Lin DY	Log Y	Log DY
Mean deviation	0.9237	0.8201	2.1210	1.9430

GSYS

	Lin Y	Lin DY	Log Y	Log DY
Mean deviation	0.5102	0.8318	1.6930	1.4955